

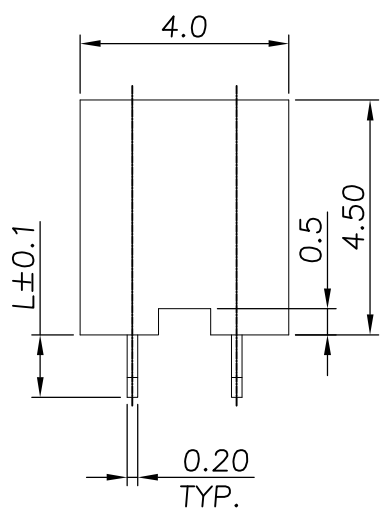
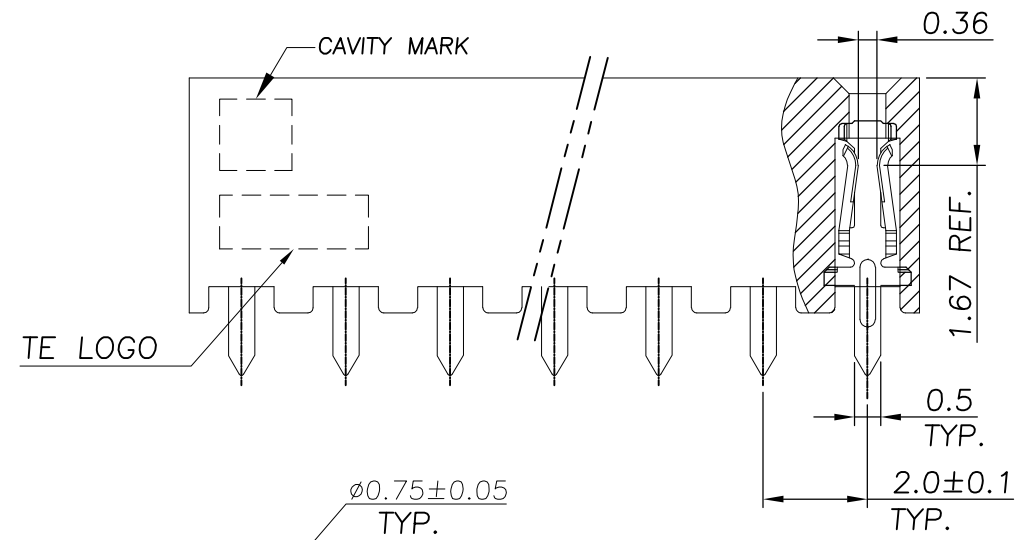
THIS DRAWING IS UNPUBLISHED  
 RELEASED FOR PUBLICATION MAR ,2006.  
 ALL RIGHTS RESERVED.

LOC	DIST	REVISIONS					
		P	LTR	DESCRIPTION	DATE	DWN	APVD
IR	-	B		RELEASED AS PER ECR-09-017658	06AUG09	SRE	PCH
		B1		ECR-10-026537	21JAN11	KK	HMR

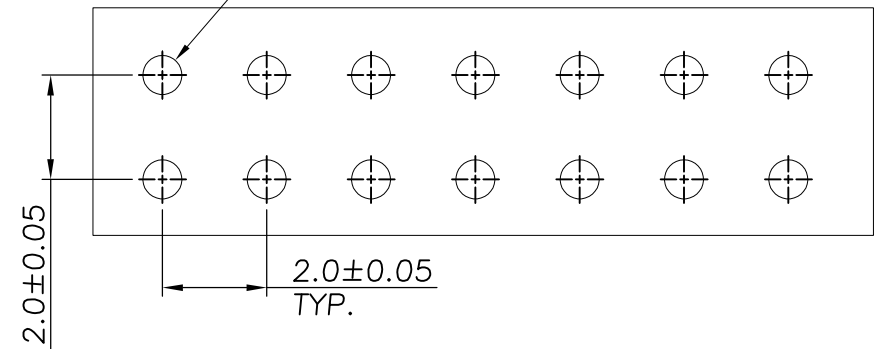
- NOTE:
- 1 MATERIAL :  
HOUSING : THERMOPLASTIC, UL94V-0, BLACK COLOR.  
CONTACT : PHOSPHOR BRASS, THICKNESS=0.20mm.
  - 2 FINISH:  
CONTACT : GOLD PLATED (SEE TABLE) ON CONTACT AREA  
80μ" MIN. MATTE TIN PLATED ON SOLDER TAILS,  
50μ" MIN. NICKEL UNDERPLATED ALL OVER
  - 3 APPLICATION :  
SOLDERTAIL LENGTH 2.6 FOR PCB THICKNESS 1.0 MAX.  
1.2 FOR PCB THICKNESS 0.3 MAX.
  - 4. WAVE SOLDER CAPABLE TO 265°C PER TE SPEC 109-202, CONDITION B
  - 5. QUALIFICATION TEST REPORT: 501-57197



POSITION NUMBERS FOR REFERENCE ONLY  
AND DO NOT APPEAR ON PART



KEYING POS.	A	B	POS	PART NUMBER	KEYING POS.	A	B	POS	PART NUMBER	
6	40	38	40	9	9	40	38	40	4	9
	50	48	50	9	8	50	48	50	4	8
	48	46	48	9	7	48	46	48	4	7
	46	44	46	9	6	46	44	46	4	6
	44	42	44	9	5	44	42	44	4	5
	42	40	42	9	4	42	40	42	4	4
	40	38	40	9	3	40	38	40	4	3
	38	36	38	9	2	38	36	38	4	2
	36	34	36	9	1	36	34	36	4	1
	34	32	34	9	0	34	32	34	4	0
	32	30	32	8	9	32	30	32	3	9
	30	28	30	8	8	30	28	30	3	8
	28	26	28	8	7	28	26	28	3	7
	26	24	26	8	6	26	24	26	3	6
	24	22	24	8	5	24	22	24	3	5
	22	20	22	8	4	22	20	22	3	4
	20	18	20	8	3	20	18	20	3	3
	18	16	18	8	2	18	16	18	3	2
	16	14	16	8	1	16	14	16	3	1
	14	12	14	8	0	14	12	14	3	0
	12	10	12	7	9	12	10	12	2	9
	10	8	10	7	8	10	8	10	2	8
	8	6	8	7	7	8	6	8	2	7
	6	4	6	7	6	6	4	6	2	6
	4	2	4	7	5	4	2	4	2	5
	50	48	50	7	4	50	48	50	2	4
	48	46	48	7	3	48	46	48	2	3
	46	44	46	7	2	46	44	46	2	2
	44	42	44	7	1	44	42	44	2	1
	42	40	42	7	0	42	40	42	2	0
	40	38	40	6	9	40	38	40	1	9
	38	36	38	6	8	38	36	38	1	8
	36	34	36	6	7	36	34	36	1	7
	34	32	34	6	6	34	32	34	1	6
	32	30	32	6	5	32	30	32	1	5
	30	28	30	6	4	30	28	30	1	4
	28	26	28	6	3	28	26	28	1	3
	26	24	26	6	2	26	24	26	1	2
	24	22	24	6	1	24	22	24	1	1
	22	20	22	6	0	22	20	22	1	0
	20	18	20	5	9	20	18	20	1	9
	18	16	18	5	8	18	16	18	1	8
	16	14	16	5	7	16	14	16	1	7
	14	12	14	5	6	14	12	14	1	6
	12	10	12	5	5	12	10	12	1	5
	10	8	10	5	4	10	8	10	1	4
	8	6	8	5	3	8	6	8	1	3
	6	4	6	5	2	6	4	6	1	2
	4	2	4	5	1	4	2	4	1	1



RECOMMENDED PCB LAYOUT

THIS DRAWING IS A CONTROLLED DOCUMENT.

DIMENSIONS: mm	TOLERANCES UNLESS OTHERWISE SPECIFIED: 0 PLC ± - 1 PLC ± 0.15 2 PLC ± 0.10 3 PLC ± 0.05 4 PLC ± - ANGLES ± 3'	DWN O.HU 23-MAR-2006 CHK S.HDU 23-MAR-2006 APVD W.J.KE 23-MAR-2006 PRODUCT SPEC 108-57197 APPLICATION SPEC	NAME AMPMODU 2.0mm PITCH, REC CONN, VERTICAL, MOUNT TYPE
MATERIAL 1	FINISH 2	SIZE A3 CAGE CODE - DRAWING NO C-1734506	RESTRICTED TO -
CUSTOMER DRAWING		SCALE 1:1	SHEET 1 OF 2 REV B1

4

3

2

1

THIS DRAWING IS UNPUBLISHED  
 © COPYRIGHT 2009 By -  
 ALL RIGHTS RESERVED.

RELEASED FOR PUBLICATION  
 MAR , 2006.

LOC	DIST	REVISIONS			
P	LTR	DESCRIPTION	DATE	DWN	APVD
IR	-	SEE SHEET 1	-	-	-



OBSOLETE	"L"	Pcs/Carton	Pcs/Inner Carton	Pcs/BOX	POS.	PART NUMBER
OBSOLETE	2.6±0.1	5040	1260	105	40	9-9
OBSOLETE	2.6±0.1	4320	1080	90	50	9-8
OBSOLETE	2.6±0.1	4320	1080	90	48	9-7
OBSOLETE	2.6±0.1	4320	1080	90	46	9-6
OBSOLETE	2.6±0.1	4320	1080	90	44	9-5
OBSOLETE	2.6±0.1	5040	1260	105	42	9-4
OBSOLETE	2.6±0.1	5040	1260	105	40	9-3
OBSOLETE	2.6±0.1	5040	1260	105	38	9-2
OBSOLETE	2.6±0.1	5760	1440	120	36	9-1
OBSOLETE	2.6±0.1	5760	1440	120	34	9-0
OBSOLETE	2.6±0.1	6480	1620	135	32	8-9
OBSOLETE	2.6±0.1	7200	1800	150	30	8-8
OBSOLETE	2.6±0.1	7200	1800	150	28	8-7
OBSOLETE	2.6±0.1	7920	1980	165	26	8-6
OBSOLETE	2.6±0.1	8640	2160	180	24	8-5
OBSOLETE	2.6±0.1	9360	2340	195	22	8-4
OBSOLETE	2.6±0.1	10080	2520	210	20	8-3
OBSOLETE	2.6±0.1	11520	2880	240	18	8-2
OBSOLETE	2.6±0.1	12960	3240	270	16	8-1
OBSOLETE	2.6±0.1	15120	3780	315	14	8-0
OBSOLETE	2.6±0.1	17280	4320	360	12	7-9
OBSOLETE	2.6±0.1	20880	5220	435	10	7-8
OBSOLETE	2.6±0.1	26640	6660	555	8	7-7
OBSOLETE	2.6±0.1	35280	8820	735	6	7-6
OBSOLETE	2.6±0.1	51840	12960	1080	4	7-5
OBSOLETE	1.2±0.1	4320	1080	90	50	7-4
OBSOLETE	1.2±0.1	4320	1080	90	48	7-3
OBSOLETE	1.2±0.1	4320	1080	90	46	7-2
OBSOLETE	1.2±0.1	4320	1080	90	44	7-1
OBSOLETE	1.2±0.1	5040	1260	105	42	7-0
OBSOLETE	1.2±0.1	5040	1260	105	40	6-9
OBSOLETE	1.2±0.1	5040	1260	105	38	6-8
OBSOLETE	1.2±0.1	5760	1440	120	36	6-7
OBSOLETE	1.2±0.1	5760	1440	120	34	6-6
OBSOLETE	1.2±0.1	6480	1620	135	32	6-5
OBSOLETE	1.2±0.1	7200	1800	150	30	6-4
OBSOLETE	1.2±0.1	7200	1800	150	28	6-3
OBSOLETE	1.2±0.1	7920	1980	165	26	6-2
OBSOLETE	1.2±0.1	8640	2160	180	24	6-1
OBSOLETE	1.2±0.1	9360	2340	195	22	6-0
OBSOLETE	1.2±0.1	10080	2520	210	20	5-9
OBSOLETE	1.2±0.1	11520	2880	240	18	5-8
OBSOLETE	1.2±0.1	12960	3240	270	16	5-7
OBSOLETE	1.2±0.1	15120	3780	315	14	5-6
OBSOLETE	1.2±0.1	17280	4320	360	12	5-5
OBSOLETE	1.2±0.1	20880	5220	435	10	5-4
OBSOLETE	1.2±0.1	26640	6660	555	8	5-3
OBSOLETE	1.2±0.1	35280	8820	735	6	5-2
OBSOLETE	1.2±0.1	51840	12960	1080	4	5-1

OBSOLETE	"L"	Pcs/Carton	Pcs/Inner Carton	Pcs/BOX	POS.	PART NUMBER
OBSOLETE	2.6±0.1	5040	1260	105	40	4-9
OBSOLETE	2.6±0.1	4320	1080	90	50	4-8
OBSOLETE	2.6±0.1	4320	1080	90	48	4-7
OBSOLETE	2.6±0.1	4320	1080	90	46	4-6
OBSOLETE	2.6±0.1	4320	1080	90	44	4-5
OBSOLETE	2.6±0.1	5040	1260	105	42	4-4
OBSOLETE	2.6±0.1	5040	1260	105	40	4-3
OBSOLETE	2.6±0.1	5040	1260	105	38	4-2
OBSOLETE	2.6±0.1	5760	1440	120	36	4-1
OBSOLETE	2.6±0.1	5760	1440	120	34	4-0
OBSOLETE	2.6±0.1	6480	1620	135	32	3-9
OBSOLETE	2.6±0.1	7200	1800	150	30	3-8
OBSOLETE	2.6±0.1	7200	1800	150	28	3-7
OBSOLETE	2.6±0.1	7920	1980	165	26	3-6
OBSOLETE	2.6±0.1	8640	2160	180	24	3-5
OBSOLETE	2.6±0.1	9360	2340	195	22	3-4
OBSOLETE	2.6±0.1	10080	2520	210	20	3-3
OBSOLETE	2.6±0.1	11520	2880	240	18	3-2
OBSOLETE	2.6±0.1	12960	3240	270	16	3-1
OBSOLETE	2.6±0.1	15120	3780	315	14	3-0
OBSOLETE	2.6±0.1	17280	4320	360	12	2-9
OBSOLETE	2.6±0.1	20880	5220	435	10	2-8
OBSOLETE	2.6±0.1	26640	6660	555	8	2-7
OBSOLETE	2.6±0.1	35280	8820	735	6	2-6
OBSOLETE	2.6±0.1	51840	12960	1080	4	2-5
OBSOLETE	1.2±0.1	4320	1080	90	50	2-4
OBSOLETE	1.2±0.1	4320	1080	90	48	2-3
OBSOLETE	1.2±0.1	4320	1080	90	46	2-2
OBSOLETE	1.2±0.1	4320	1080	90	44	2-1
OBSOLETE	1.2±0.1	5040	1260	105	42	2-0
OBSOLETE	1.2±0.1	5040	1260	105	40	1-9
OBSOLETE	1.2±0.1	5040	1260	105	38	1-8
OBSOLETE	1.2±0.1	5760	1440	120	36	1-7
OBSOLETE	1.2±0.1	5760	1440	120	34	1-6
OBSOLETE	1.2±0.1	6480	1620	135	32	1-5
OBSOLETE	1.2±0.1	7200	1800	150	30	1-4
OBSOLETE	1.2±0.1	7200	1800	150	28	1-3
OBSOLETE	1.2±0.1	7920	1980	165	26	1-2
OBSOLETE	1.2±0.1	8640	2160	180	24	1-1
OBSOLETE	1.2±0.1	9360	2340	195	22	1-0
OBSOLETE	1.2±0.1	10080	2520	210	20	0-9
OBSOLETE	1.2±0.1	11520	2880	240	18	0-8
OBSOLETE	1.2±0.1	12960	3240	270	16	0-7
OBSOLETE	1.2±0.1	15120	3780	315	14	0-6
OBSOLETE	1.2±0.1	17280	4320	360	12	0-5
OBSOLETE	1.2±0.1	20880	5220	435	10	0-4
OBSOLETE	1.2±0.1	26640	6660	555	8	0-3
OBSOLETE	1.2±0.1	35280	8820	735	6	0-2
OBSOLETE	1.2±0.1	51840	12960	1080	4	0-1

THIS DRAWING IS A CONTROLLED DOCUMENT.		DWN O.HU 23-MAR-2006	TE Connectivity			
DIMENSIONS: mm		CHK S.HDU 23-MAR-2006				
TOLERANCES UNLESS OTHERWISE SPECIFIED:		APVD W.J.KE 23-MAR-2006	NAME AMPMODU 2.0mm PITCH,REC CONN,VERTICAL,MOUNT TYPE			
0 PLC ± - 1 PLC ± 0.15 2 PLC ± 0.10 3 PLC ± 0.05 4 PLC ± - ANGLES ± 3'		PRODUCT SPEC 108-57197	SIZE A3	CAGE CODE -	DRAWING NO C-1734506	RESTRICTED TO -
MATERIAL SEE SHEET 1		FINISH SEE SHEET 1	SCALE 1:1		SHEET 2 OF 2	REV B1
CUSTOMER DRAWING						